Technical Sheet

PPD
Supporto per travi a cementare

Il portapilastro PPD è adatto al fissaggio di supporti e pali in legno su fondazioni di calcestruzzo.



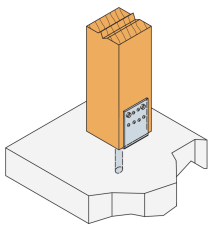

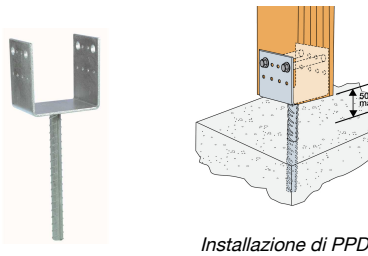

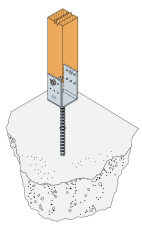

Installazione di PPD in calcestruzzo

Features

Materiale

- Acciaio S235JR secondo EN 10025:1993
- Zincatura galvanica

Vantaggi

- I portapilastri sono costituiti da piastre di acciaio a U con un ferro d'armatura saldato e zincati.
- Consentono un fissaggio sicuro e sono facili da installare.

Applications

Applicazioni

- **Elemento di supporto:** calcestruzzo
- **Elemento secondario:** legno massiccio, legno ingegnerizzato

Utilizzo

- Sono destinati principalmente all'uso in edifici leggeri, ad esempio: pergole e terrazze.

Technical Sheet

PPD

Supporto per travi a cementare

Dati tecnici

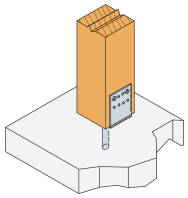

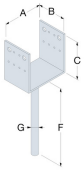

Gamma prodotto

Riferimento	connettore dimensioni											
	altro				dimensioni del prodotto[mm]						Top plate fori	
	Tun / DB nr.	NOB nr.	quantità per scatola	peso[kg]	A[mm]	B[mm]	C[mm]	F[mm]	G[mm]	t[mm]	rotondo	
											Ø5[mm]	Ø13.5
PPD48/40G-R	1454371	43975502	20	0.85	48	40	121.5	250	16	5	8	2
PPD50/40G	5653795	24942922	20	0.85	50	40	120.5	250	16	5	8	2
PPD70/70G	-	-	10	1.3	70	70	126.5	250	16	5	10	2
PPD73/40G-R	1454372	43975521	14	0.93	73	40	121.5	250	16	5	8	2
PPD73/70G	8978124	21594239	15	1.3	73	70	125	250	16	5	10	2
PPD80/70G	2856730	21219563	15	1.3	80	70	121.5	250	16	5	10	2
PPD90/70G	-	-	10	1.9	90	70	126.5	250	16	5	10	2
PPD90/90G	8978132	21594247	10	1.9	90	90	136.5	250	20	5	12	4
PPD98/60G-R	1454373	43975536	6	1.2	98	60	122.5	250	16	5	10	2
PPD100/40G	8978033	21594262	20	0.98	100	40	120.5	250	16	5	8	2
PPD100/70G	8978041	21594270	10	1.4	100	70	121.5	250	16	5	10	2
PPD100/90G-R	1452519	21594288	10	1.9	100	90	131.5	250	20	5	12	4
PPD115/90G-R	8978066	21594296	8	1.9	115	90	124	250	20	5	12	4
PPD120/90G-FR	5104553	43899584	10	1.9	120	90	121.5	250	20	5	12	4
PPD123/90G-R	8978074	21594304	4	1.9	123	90	120	250	20	5	12	4
PPD140/90G-R	8978082	21594312	10	2	140	90	121.5	250	20	5	12	4
PPD148/90G-R	1452525	43975472	6	2	148	90	117.5	250	20	5	12	4

Technical Sheet

PPD
Supporto per travi a cementare

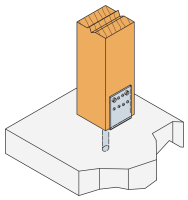

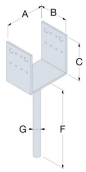

Capacità caratteristiche

Riferimento	base del pilastro capacità						
	prodotto capacities - legno to calcestruzzo						
	numero of Fasteners		Characteristic capacities - legno C24[kN]				
	On post		$R_{2,k}$	R3,k	$R_{4,k}$	$R_{1,k}$	
	quantità	tipo				calcestruzzo resistenza class	
						C12/15	C20/25
PPD48/40G-R	8	CNA Ø4,0x40	min (14.7 ; 13.0/kmod)	3.4/kmod	min (8.3 ; 5.8/kmod)	min (40.3 ; 28.0/kmod)	min (40.3 ; 40.9/kmod)
PPD50/40G	8	CNA Ø4,0x40	min (14.7 ; 12.2/kmod)	3.4/kmod	min (8.3 ; 5.8/kmod)	min (42.0 ; 28.0/kmod)	40.9/kmod
PPD70/70G	10	CNA Ø4,0x40	min (18.4 ; 13.5/kmod)	3.6/kmod	min (10.9 ; 5.8/kmod)	28.0/kmod	min (63.5 ; 40.9/kmod)
PPD73/40G-R	8	CNA Ø4,0x40	7.3/kmod	3.4/kmod	5.8/kmod	min (50.8 ; 28.0/kmod)	38.6/kmod
PPD73/70G	10	CNA Ø4,0x40	min (18.4 ; 12.8/kmod)	3.5/kmod	min (10.9 ; 5.8/kmod)	28.0/kmod	min (69.7 ; 40.9/kmod)
PPD80/70G	10	CNA Ø4,0x40	min (18.4 ; 11.4/kmod)	3.7/kmod	min (10.9 ; 5.8/kmod)	28.0/kmod	min (81.9 ; 40.9/kmod)
PPD90/70G	10	CNA Ø4,0x40	min (18.4 ; 10.4/kmod)	5.5/kmod	min (14.6 ; 10.8/kmod)	36.9/kmod	min (94.8 ; 54.5/kmod)
PPD90/90G	12	CNA Ø4,0x40	min (22.0 ; 13.4/kmod)	6.4/kmod	min (18.7 ; 11.4/kmod)	36.9/kmod	min (78.4; 54.5/kmod)
PPD98/60G-R	10	CNA Ø4,0x40	7.6/kmod	3.6/kmod	5.8/kmod	28.0/kmod	min (73.7 ; 40.9/kmod)
PPD100/40G	8	CNA Ø4,0x40	5.0/kmod	3.4/kmod	5.8/kmod	min (47.9 ; 28.0/kmod)	min (47.9 ; 34.9/kmod)
PPD100/70G	10	CNA Ø4,0x40	8.7/kmod	3.7/kmod	5.8/kmod	28.0/kmod	40.9/kmod
PPD100/90G-R	12	CNA Ø4,0x40	min (22.0 ; 11.7/kmod)	6.6/kmod	min (18.7 ; 11.4/kmod)	36.9/kmod	min (99.4 ; 54.5/kmod)
PPD115/90G-R	12	CNA Ø4,0x40	9.9/kmod	7.0/kmod	11.4/kmod	36.9/kmod	54.5/kmod
PPD120/90G-FR	12	CNA Ø4,0x40	9.4/kmod	7.2/kmod	11.4/kmod	36.9/kmod	54.5/kmod
PPD123/90G-R	12	CNA Ø4,0x40	9.1/kmod	7.2/kmod	11.4/kmod	36.9/kmod	54.5/kmod
PPD140/90G-R	12	CNA Ø4,0x40	7.8/kmod	7.2/kmod	11.4/kmod	36.9/kmod	min (102.2 ; 54.5/kmod)
PPD148/90G-R	12	CNA Ø4,0x40	7.3/kmod	7.3/kmod	11.4/kmod	36.9/kmod	min (99.9 ; 54.5/kmod)

Carico Combinato
\left(\frac{F_{1,d}} {R_{1,d}}\right)+\left(\frac{H_{i,d}} {R_{H,i,d}}\right)\le1o
\left(\frac{F_{2,d}} {R_{2,d}}\right)^2+\left(\frac{H_{i,d}} {R_{H,i,d}}\right)^2\le1

Technical Sheet

PPD

Supporto per travi a cementare

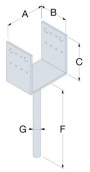

Capacità caratteristiche predeterminate*

Riferimento	base del pilastro capacità						
	Simplified prodotto capacities - legno to calcestruzzo						
	numero of Fasteners		Simplified characteristic capacities - legno C24[kN]				
	On post		R2,k*	R3,k*	R4,k*	$R_{1,k}$	
	quantità	tipo				calcestruzzo resistenza class	
						C12/15	C20/25
PPD70/70G	10.0	CNA Ø4,0x40	18.4	5.5	8.9	43	62.9
PPD80/70G	10.0	CNA Ø4,0x40	17.5	5.7	8.9	43	62.9
PPD90/70G	10.0	CNA Ø4,0x40	16	8.4	14.6	56.7	83.8
PPD100/70G	10.0	CNA Ø4,0x40	12.4	5.6	8.9	43	62.9
PPD120/90G-FR	12.0	CNA Ø4,0x40	14.4	11.0	17.5	56.7	83.8
PPD140/90G-R	12.0	CNA Ø4,0x40	12	11.0	17.5	56.7	83.6

*Il carico caratteristico si basa su un carico di media durata e sulla classe di servizio 3 secondo EC5 (EN 1995) - k_{mod} = 0,7. Per altre durate di carico e classi di servizio, fare riferimento all'ETA 07/0285.

Installazione tipica

Fissaggi

- Le basi dei pali PPD sono inserite nel calcestruzzo. I pali sono collegati con chiodi CNA o con bulloni.

Installazione

c

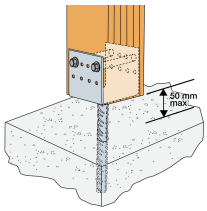

Installazione di PPD in calcestruzzo

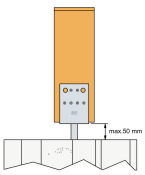

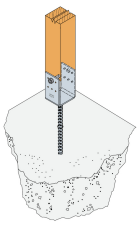

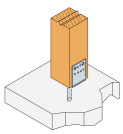

Copyright by Simpson Strong-Tie®
PEC friulsider@legalmail.it